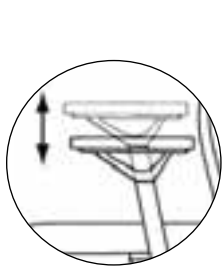


# Sona & Prava Arm Instructions

## Fully Adjustable + Fully Multi-Adjustable Arms

To adequately meet the size range of users and functional needs. Focus adjustable arms offer full adjustability:

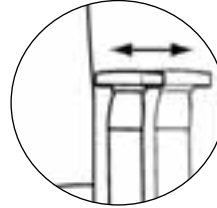
- **Fully Adjustable arms (a105/a108):** Six-way adjustability including height, side to side, depth
- **Fully Multi-Adjustable arms (a106/a109):** Eight-way adjustability including height, side to side, depth, and arm width



### Arm Height Adjustment

\*Available on a105/a108 and a106/a109

To increase arm height, pull up on the arm until the desired height is reached. To decrease the arm height, pull up on the arm to its highest point to reset. Resetting will drop the arm to its lowest point and then raise the arm to desired height.



### Arm Width Adjustment

\*Available on a106/a109

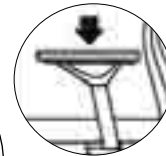
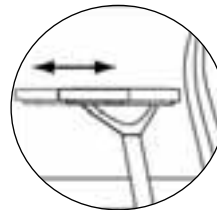
To adjust the arm width, push down on the lever located under the seat to unlock the width adjustment. Move the arm to the desired width and pull up on the lever to lock the arm in place.



### Arm Pad Adjustment - Side-to-Side

\*Available on a105/a108 and a106/a109

To move the arm pad in or out, push the button located on the interior side of the arm pad and slide it side to side.



### Arm Pad Adjustment - Depth

\*Available on a105/a108 and a106/a109

To change arm pad depth, push the button located on the interior side of the arm pad and slide it forward or backward.